

2.15 Double Girder Hoist BD, REEVING 06

Technical Characteristics

Load (kg)	Frame	Falls	Duty ISO	Drum		Rope	Gear		Lifting Speeds				Traveling Speeds			
				Code	HOL (m)		Type	Ratio	Motor	Fixed speed (m/min)		tm / min	Motor	Fixed speed (m/min)		Wheel Diameter (mm)
										Low	High			Low	High	
12000	D	06	M6	F	10	H	F	185.3	P5	0.5	3.2	38	2pcs MF06LA104	6	24	140
15000	D	06	M5	F	10	H	F	185.3	P5	0.5	3.2	38	2pcs MF06LA104	6	24	140

Hoist dimensions

HOL (m)	Length code	M1 (mm)	M2 (mm)	H1 (mm)	H2 (mm)	R (mm)	Weight (kg)
10	F	818	918	880	98	2000	850
13	G	1008	1128	1090	132	2400	915

Motor dimensions

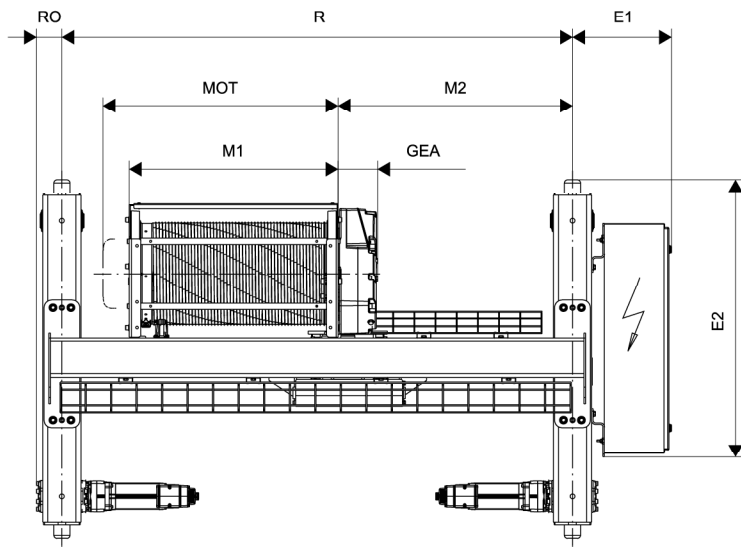
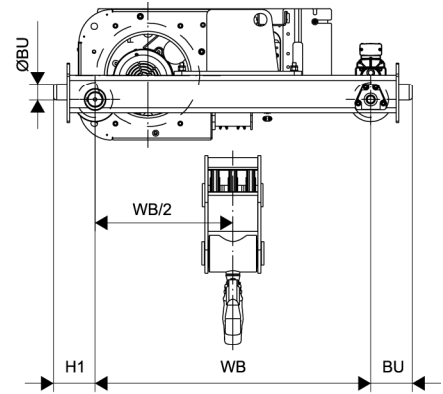
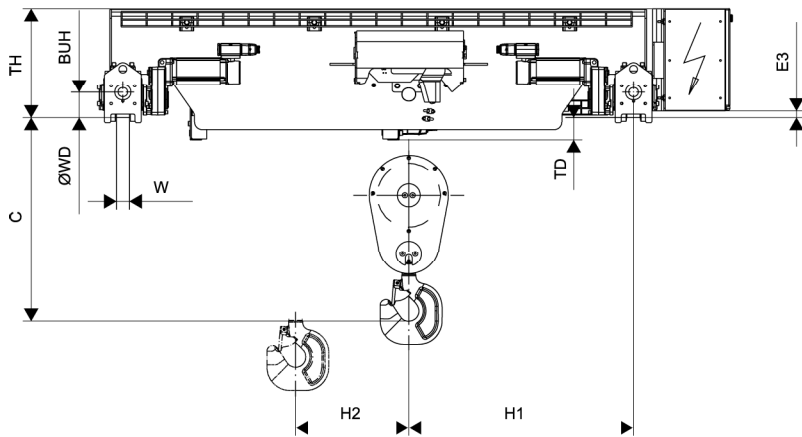
Motor	P5
MOT (mm)	573
Weight (kg)	58

Trolley dimensions

C	ØBU	BU	BUH	E1	E2	E3	GEA	WB
790	63	163	100	382	1343	18	155	1080
ØWD	W min	W max	RO	TD	TH			
140	54	84	98	94	430			

D007572_A

Note: All dimensions are in (mm).



D007572_A